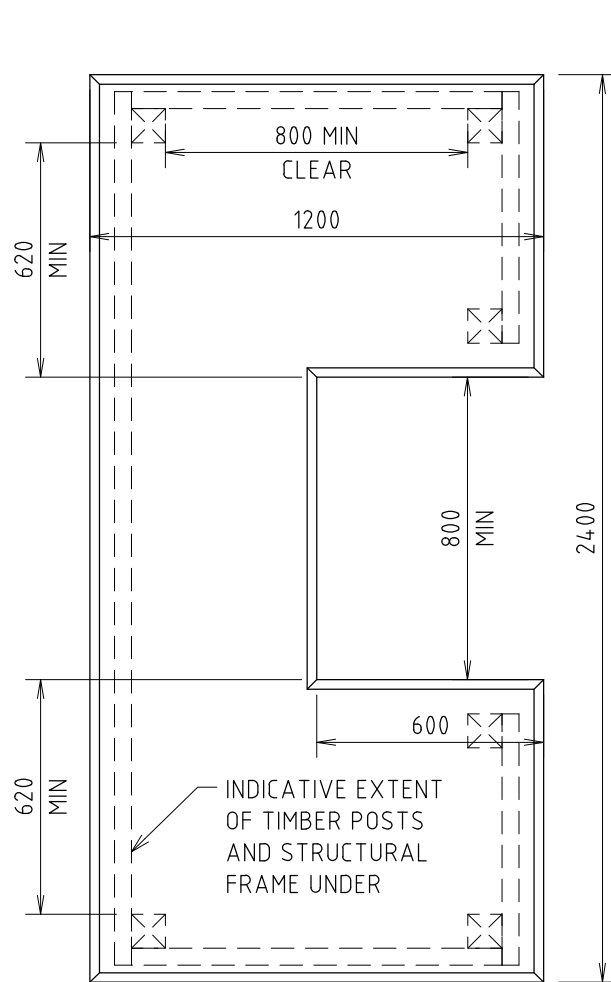


COMMUNITY GARDEN - PLANTER BOXES
SCALE 1:100

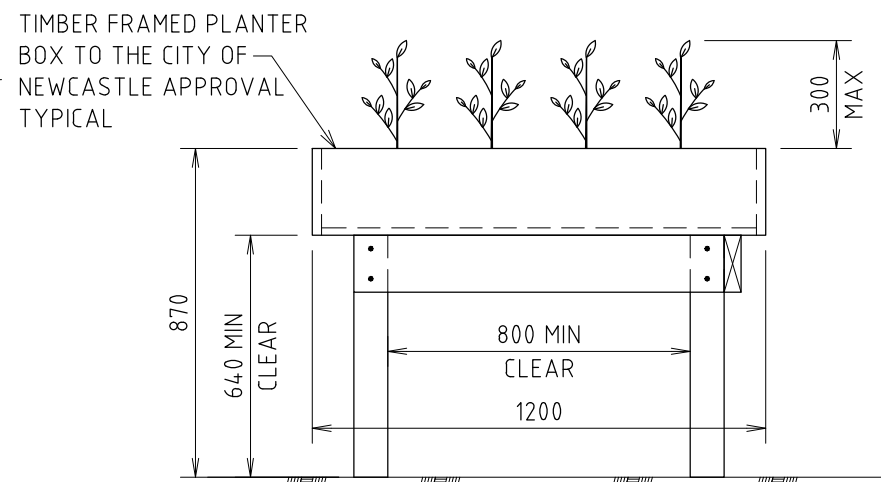
PLANTER BOXES SETOUT TABLE	
ITEM	PLANTER BOX MINIMUM (mm)
OFFSET	
DRIVEWAY	1000
POWER POLE	300
STREET CORNER	3000
FACE OF KERB	600
FOOTPATH	1200
PROPERTY	1800
DIMENSIONS	
WIDTH	600-1200
LENGTH	600-2400
HEIGHT	450 TO 600 + 500 MAX
MATERIALS	
FIXED MATERIAL	
CONSTRUCTION MATERIAL	COLOURBOND STEEL, TIMBER, PLASTIC
CAN'T HAVE	SHARP EDGES, PROTRUDING FIXTURES (INTERNAL AND EXTERNAL), CONCRETE, TREATED TIMBER

NOTES

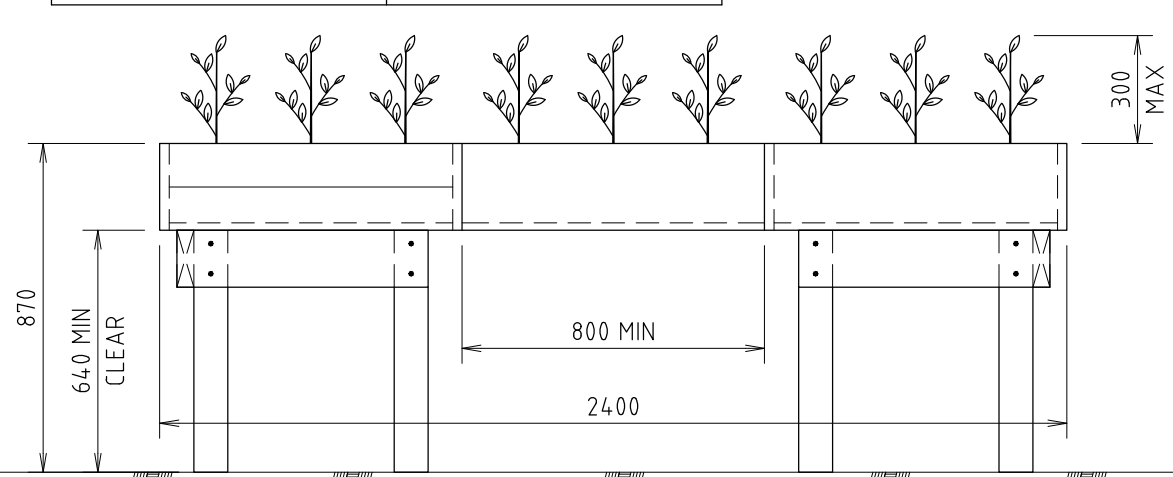
1. PRIOR TO APPROVAL AND INSTALLATION OF COMMUNITY GARDENS, A DIAL BEFORE YOU DIG ASSESSMENT SHALL BE CARRIED OUT TO OBTAIN ADVICE ON THE LOCATION OF EXISTING SERVICES IN THE FOOTWAY.
2. THE DESIGN AND CONSTRUCTION OF PLANTER BOXES AND RAISED GARDEN BEDS SHALL BE TO THE APPROVAL OF THE CITY OF NEWCASTLE PRIOR TO INSTALLATION.
3. ALL PLANTER BOXES SHALL BE THE GREATER OF 1.5m OR THE MEASUREMENT DEFINED BY THE UTILITY PROVIDERS AWAY FROM SERVICE PITS OR CABINETS.
4. ACCESSIBLE PLANTER BOX CAN BE POSITIONED BACK TO BACK ALONG 2400 MIN LENGTH AND STILL PROVIDE ACCESSIBILITY.



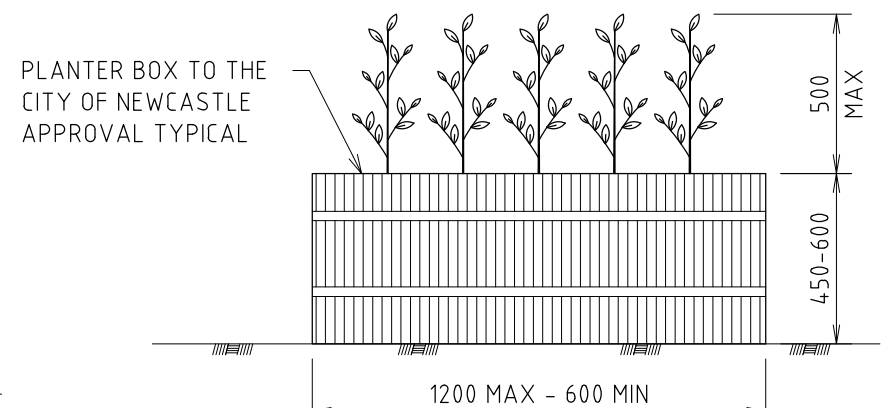
ACCESSIBLE PLANTER BOX (APB) PLAN
SCALE 1:20



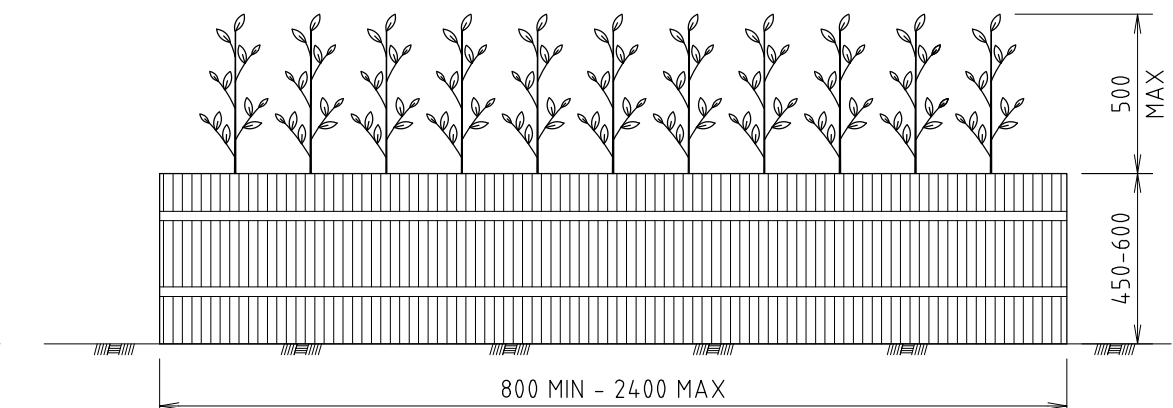
ACCESSIBLE PLANTER BOX (APB) SIDE ELEVATION
SCALE 1:20



ACCESSIBLE PLANTER BOX (APB) FRONT ELEVATION
SCALE 1:20



STANDARD PLANTER BOX (SPB) SIDE ELEVATION
SCALE 1:20



STANDARD PLANTER BOX (SPB) FRONT ELEVATION
SCALE 1:20

ISSUE	AMENDMENT DETAILS	DATE	INITIALS
0	CONSTRUCTION	20/10/21	T.C

SCALE	AS SHOWN
DO NOT SCALE DRAWING	
REVIEWED	J.C



APPROVED:
SIGNED: [Signature]
MANGER ASSETS AND PROJECTS (Acting)
DATE: 16/11/21

CITY OF NEWCASTLE STANDARD DRAWING
COMMUNITY GARDENS
PLANTER BOXES

NCC PLAN No.		SHEET No.
A3033		1 OF 1
SHEET A3	ISSUE 0	SHEETS