






Go Electric Action Plan

Empowering Renters



Be part of the clean energy future with an energy efficient rental home powered by renewable energy.

There are many ways that renters can be part of Australia's clean energy transition. The great news is, you can contribute to a safe healthy future while saving on your energy bills and making your rental more comfortable too.

Action	Tips	Benefits	Guides
Purchase GreenPower on your electricity plan 	<ul style="list-style-type: none"> • GreenPower is 100% renewable electricity that you can buy to reduce your emissions • It is an Australian Government program • You can buy GreenPower through most electricity retailers 	<ul style="list-style-type: none"> ✓ For a small price, you can support the increase of renewable energy in the Australian grid ✓ Helps you reduce your emissions 	<ul style="list-style-type: none"> • Ask your current retailer for GreenPower on your electricity plan • Check your electricity plan at Energy Made Easy to make sure you're getting the best deal. Tick the box for GreenPower • Read Greenpeace's Green Electricity Guide to help you choose a greener energy provider
Choose energy efficient appliances 	<ul style="list-style-type: none"> • Choose the highest energy star rating that you can afford for your new fridge, washing machine or dryer. Every extra star can save you hundreds of dollars over the life of your appliance • Heat pump dryers are the most efficient type of clothes dryers • Front loading washing machines are more energy and water efficient than top loaders 	<ul style="list-style-type: none"> ✓ Appliances with higher energy star ratings are cheaper to run and will cost you less over time ✓ Heat pump dryers use half the energy (or even less) compared to other dryer types 	<ul style="list-style-type: none"> • Learn more about energy star ratings
Use a portable induction cooktop instead of gas cooking 	<ul style="list-style-type: none"> • If your rental has gas cooking, consider buying a portable induction cooktop for healthier cooking • Portable induction cooktops are efficient, plug into any power point, and you can take it with you when you move 	<ul style="list-style-type: none"> ✓ Improved air quality ✓ Faster and more efficient ✓ Greater temperature range ✓ Safe ✓ Easy to clean ✓ Cooler kitchen 	<ul style="list-style-type: none"> • Visit CHOICE or Renew for more information
Consider buying an electric car 	<ul style="list-style-type: none"> • Electric cars run on electricity rather than petrol or diesel • You can charge your EV at home using a regular power point • Plug-in hybrid electric vehicles run on both electricity and petrol 	<ul style="list-style-type: none"> ✓ Electric cars are cheap to run and need very little maintenance ✓ Can be charged on clean renewable energy ✓ Non-polluting and quiet to drive 	<ul style="list-style-type: none"> • Use the NSW Government cost calculator • Read CHOICE's Electric Vehicle Guide • Learn about EV charging options • Find public charging stations
Consider buying an e-bike 	<ul style="list-style-type: none"> • E-bikes are a great alternative to a car 	<ul style="list-style-type: none"> ✓ Fun ✓ Cheaper than a car ✓ Healthier 	<ul style="list-style-type: none"> • Read CHOICE's e-bike guide







We are here to help
Visit [Empowering Newcastle](#)

Your Efficient and Comfortable Rental Guide



Here are some free and low cost ways to reduce energy bills and save on emissions, while making your rental more comfortable and healthier to live in. Tick the actions you want to take.

Category	Action	✓	
Heating and cooling your home 40% of your energy use 	Cover windows Windows are a huge source of heat loss: they act like holes in your home, letting almost half of your heated air escape	Install thick curtains on windows to stop warm air escaping in winter, or hot air entering in summer (tip: look for second hand curtains to save costs) <input type="checkbox"/> <hr/> Apply sheets of bubble wrap on the windows in winter and summer to insulate them <input type="checkbox"/> <hr/> Pop a cheap, removable pelmet on top of your curtains to stop air escaping. You can use rolled up sheets or make them from corflute <input type="checkbox"/>	
	Seal gaps Older homes have gaps and cracks throughout. Sealing these gaps can make a real difference to the comfort of your rental	Put adhesive door seals or double door snakes at the bottom of your doors <input type="checkbox"/> <hr/> Apply perimeter seals around your doors and windows. Use v-shaped seals or rubber weather stripping <input type="checkbox"/> <hr/> Seek permission from your landlord to use caulk gap filler and a caulking gun to plug gaps in skirting boards, architraves, and floorboards <input type="checkbox"/> <hr/> You can use rolled up rags or old towels to plug big gaps and cracks around the house e.g. around plumbing (just not near electricity) <input type="checkbox"/>	
	Keep cool in summer and warm in winter	Use fans first, they only cost about 1 cent an hour to run <input type="checkbox"/> <hr/> Use an electric throw blanket to warm your body (not the room) (See CHOICE) <input type="checkbox"/> <hr/> Choose electric heating appliances. Electric is the healthiest energy option for your family <input type="checkbox"/> <hr/> In winter, set your air conditioner temperature to 18-20°C. In summer, set temperature to 23-26°C. Each degree cooler or warmer usually adds about 10% to the running cost of the air conditioner <input type="checkbox"/> <hr/> Clean the filters on your air conditioner every 6-months if you have one. A clean filter makes a big difference in efficiency, and it will cost less to run <input type="checkbox"/>	
	Appliances 30% of your energy use 	Switch off at the wall Up to 15% of your energy bill is from appliances left on standby mode. Leaving appliances on at the wall costs households \$100 each year on average	Switch off appliances at the wall when not in use, such as your game console, laptop, washing machine and TV. For harder to reach power points, you can buy standby power remotes, master and slave power board, or timers from your hardware store. These will pay for themselves in only a few months <input type="checkbox"/> <hr/> Ditch your second fridge or turn it off when not in use (it may be costing you an extra \$100-170 a year to run it) <input type="checkbox"/> <hr/> Wash your clothes with cold water (it uses 80% less energy than hot water) <input type="checkbox"/> <hr/> When it's time to replace your large appliances, such as a fridge, washing machine or dryer, choose the highest energy star rating that you can for your budget as they are more cost-effective in the long run <input type="checkbox"/>
	Heating your water 25% of your energy use 	The more hot water you use, the more it will cost you	Insulate the pipes coming out of your hot water system with pipe insulation from your local hardware store. This could save you up to \$150 a year <input type="checkbox"/> <hr/> Limit showers to under 4 minutes. Tip: Set a timer on your phone and leave it outside the bathroom. The annoying alarm will get you out of the shower! <input type="checkbox"/> <hr/> Install a water-efficient 4-star shower head with permission from the landlord (this could save \$315 a year on your water bill, plus savings on your energy bill) <input type="checkbox"/>
	Lighting 5% of your energy use 	LED light bulbs use 80% less energy than halogen bulbs	When it's time to replace light bulbs, choose LED <input type="checkbox"/>



We are here to help
 Visit **Empowering Newcastle**