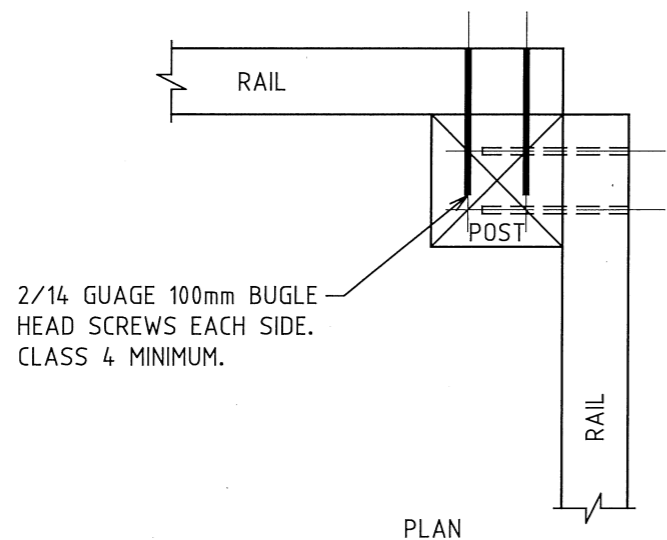


PLAN
SCALE 1:20

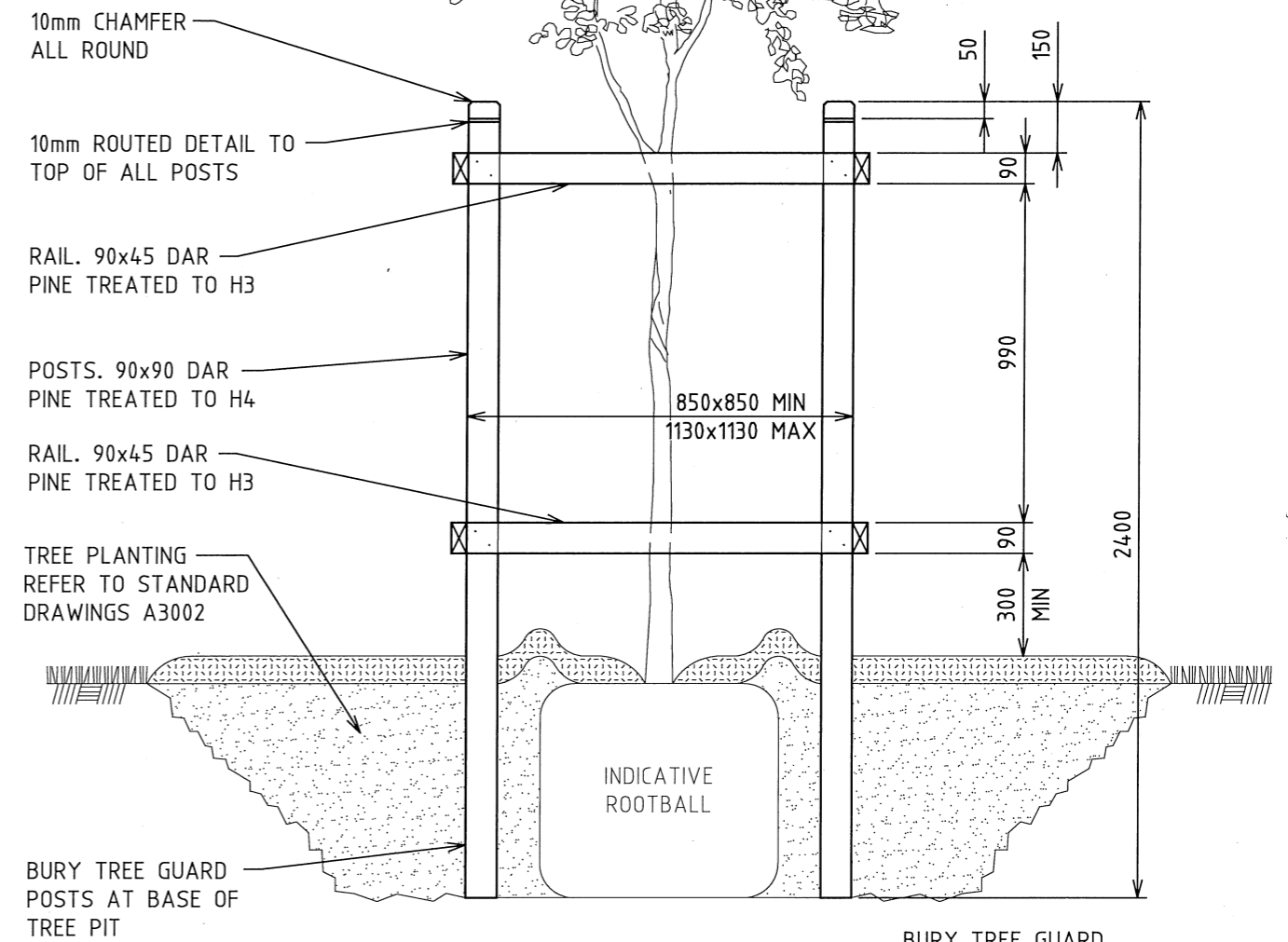
TREE GUARD - TIMBER



PLAN
CORNER DETAIL
SCALE 1:5

ALL TIMBER TO BE PAINTED WITH ONE COAT OF ACRYLIC UNDER COAT AND ONE COAT OF ACRYLIC FINAL COLOUR PRIOR TO ASSEMBLY.

TREE GUARD TO BE LOCATED CENTRALLY AROUND TREE



ELEVATION
SCALE 1:20

BURY TREE GUARD POSTS AT BASE OF TREE PIT

1	CONSTRUCTION	18.12.14	T.A.
0	PRELIMINARY	18.11.14	T.A.
No.	AMENDMENT DETAILS	DATE	INITIALS

SCALE	AS SHOWN
COORDINATE SYSTEM:	HEIGHT DATUM: AHD

LIVEABLE CITY
INFRASTRUCTURE MANAGEMENT SERVICES

REVIEWED: J.C.

APPROVED:

SIGNED: *[Signature]*
INFRASTRUCTURE MANAGEMENT SERVICES MANAGER

DATE: 16/1/15

THE CITY OF NEWCASTLE

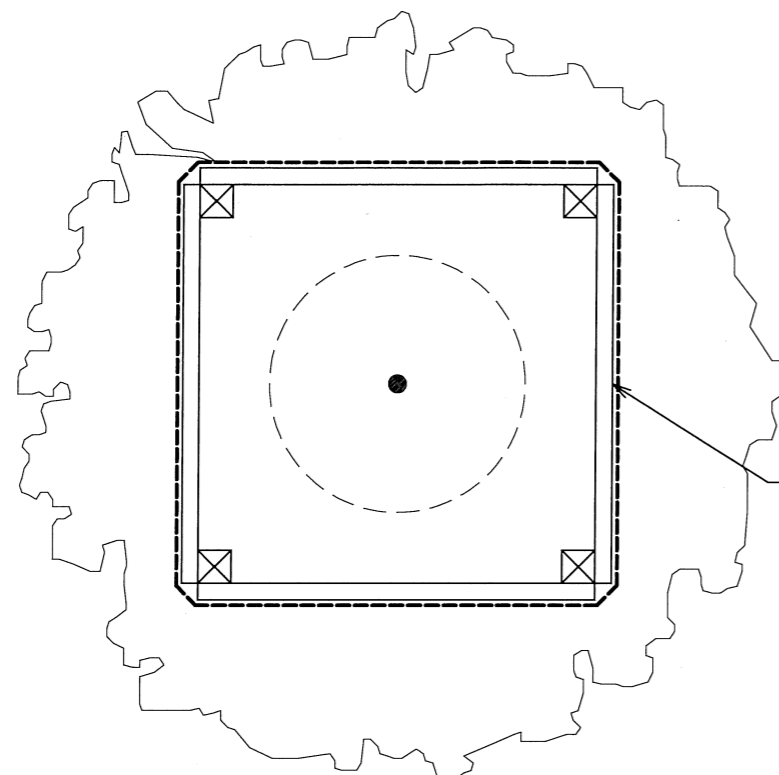
TREE GUARD
TIMBER

NCC PLAN No.
A3022

AMENDMENT No.

SHEET No.
1
OF
2
SHEETS

A3 ORIGINAL THIS SHEET WAS PREPARED IN COLOUR AND WILL BE INCOMPLETE IF COPIED

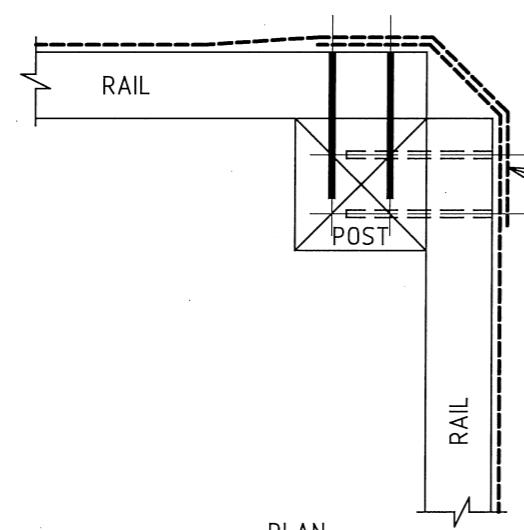


TREE GUARD WITH WIND MESH TO BE USED WHERE TREES ARE PLANTED IN LOCATIONS WHERE ADDITIONAL PROTECTION IS REQUIRED EG. COASTAL, HIGH WIND AREAS

TIMBER TREE GUARD REFER TO SHEET 1

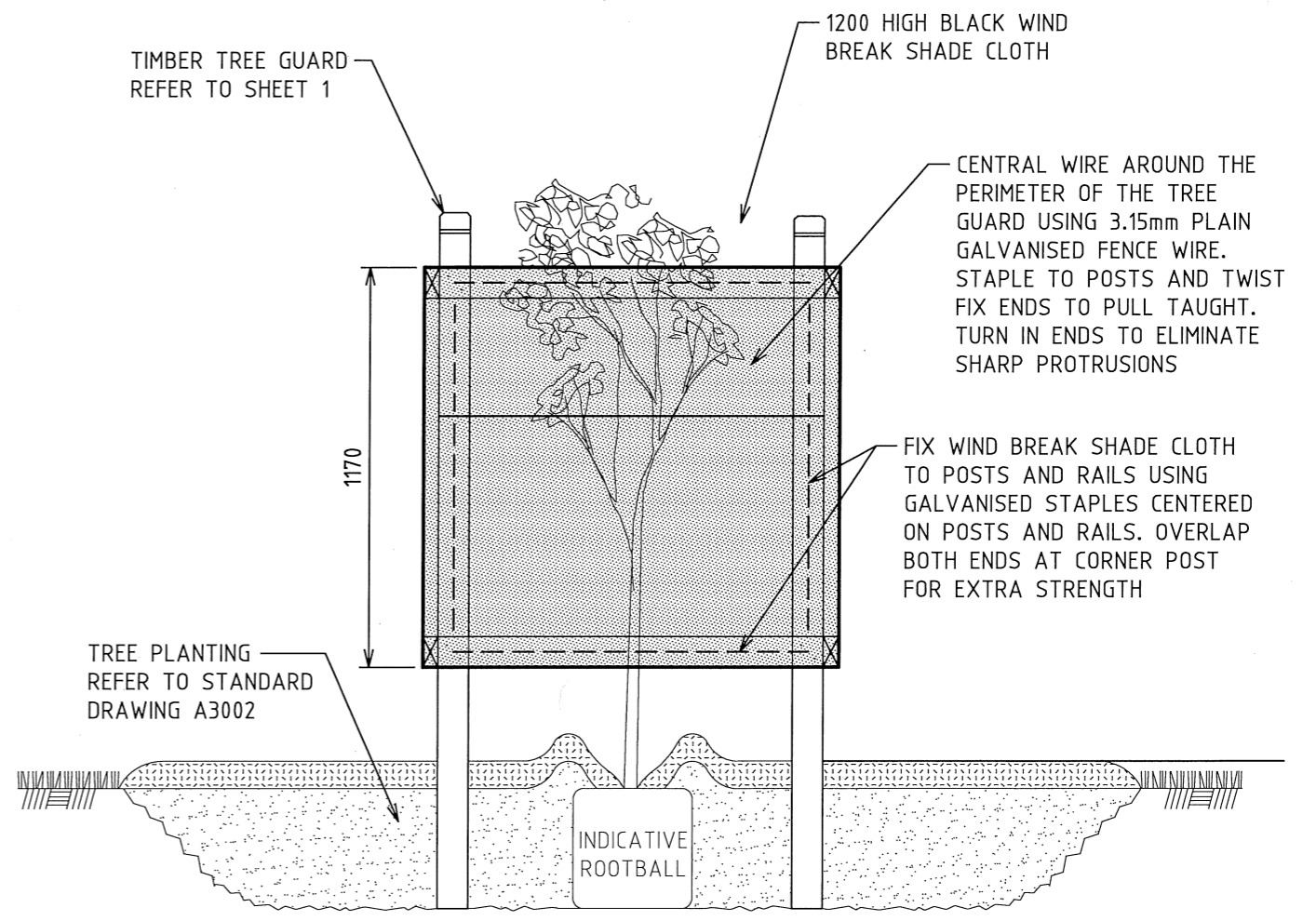
PLAN
SCALE 1:20

TREE GUARD - TIMBER WITH WIND MESH



OVERLAP BOTH ENDS OF SHADE CLOTH AT CORNER POST FOR EXTRA STRENGTH


PLAN
CORNER DETAIL
SCALE 1:5




ELEVATION
SCALE 1:20

No.	AMENDMENT DETAILS	DATE	INITIALS
1	CONSTRUCTION	18.12.14	T.A.
0	PRELIMINARY	18.11.14	T.A.

SCALE	AS SHOWN
COORDINATE SYSTEM:	HEIGHT DATUM: AHD


LIVEABLE CITY
INFRASTRUCTURE MANAGEMENT SERVICES
 REVIEWED: J.C.

APPROVED:

 SIGNED: *[Signature]*
 INFRASTRUCTURE MANAGEMENT SERVICES MANAGER
 DATE: 16/11/15

THE CITY OF NEWCASTLE
TREE GUARD
TIMBER

NCC PLAN No.	A3022	SHEET No.	2
AMENDMENT No.		OF	2
		SHEETS	2

A3 ORIGINAL THIS SHEET WAS PREPARED IN COLOUR AND WILL BE INCOMPLETE IF COPIED